

Grants.Gov How to Get Started on a PC

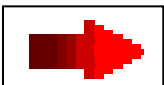
Before you begin using www.grants.gov you'll need to install an application package on your computer. In a Windows environment you'll need the Pure Edge Viewer. This software package is required to complete and submit applications electronically.

To get started:

Open your browser and go to www.grants.gov

- Click the link titled **Get Started**
- Scroll towards the bottom and look for the section titled **Apply for Grants**.
- Click on **download PureEdge Viewer**.

<p style="text-align: center;">Apply for Grants</p> <p>Once you have located a grant opportunity for which you wish to apply, check to see if it is available to apply online through Grants.gov. You will need to enter the Funding Opportunity and/or CFDA number to access the application package and instructions. In order to view application packages and instructions, you will also need to download and install the PureEdge Viewer.</p> <ul style="list-style-type: none">• Download PureEdge Viewer [Required]• Download an Application Package• Complete an Application Package• Submit an Application Package	<p style="text-align: center;">Explore Grant Resources</p> <p>The following links provide additional resources to help you write, prepare, and/or search for grant applications. For additional sources of assistance, access the Customer Support tab at the top, or the Help button in the upper right corner of the screen.</p> <ul style="list-style-type: none">• Sign-up to receive the Succeed Newsletter• Learn how to work with Grants.gov• Resources for searching Grants.gov• Learn about Grants.gov
--	---



Click on **download and install the PureEdge Viewer**.

Under downloading and installing click on [Http://www.grants.gov/peviewer/icsviewer602_grants.ext](http://www.grants.gov/peviewer/icsviewer602_grants.ext)

It should look just like this.

Downloading and Installation

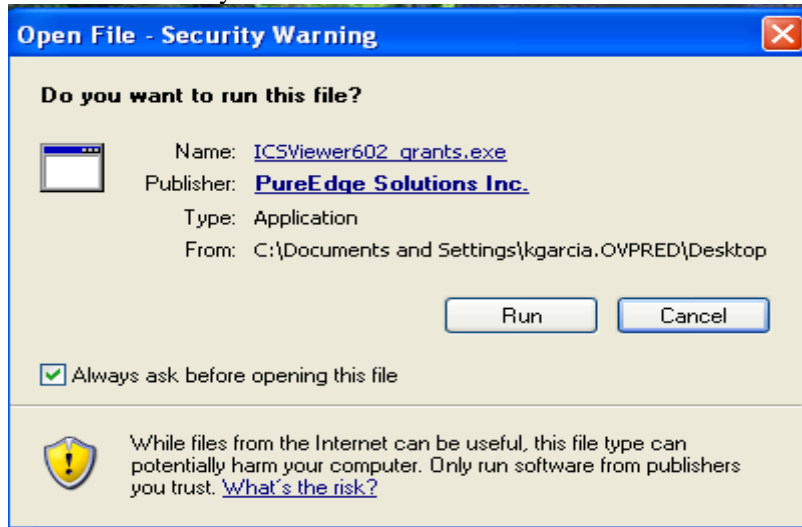
For users who plan to access, complete, and submit applications on Grants.gov:

1) To download and install the PureEdge Viewer, access the [PureEdge Viewer](http://www.grants.gov/PEViewer/ICSViewer602_grants.exe) link below:
http://www.grants.gov/PEViewer/ICSViewer602_grants.exe

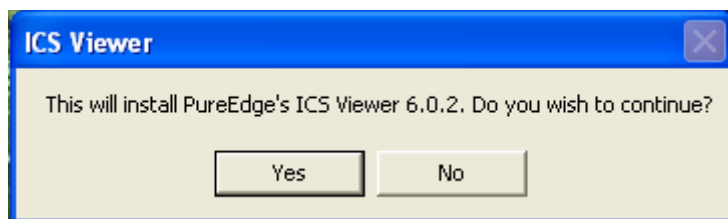
A dialog box will open click on **Save** – take note of where you’re saving it.



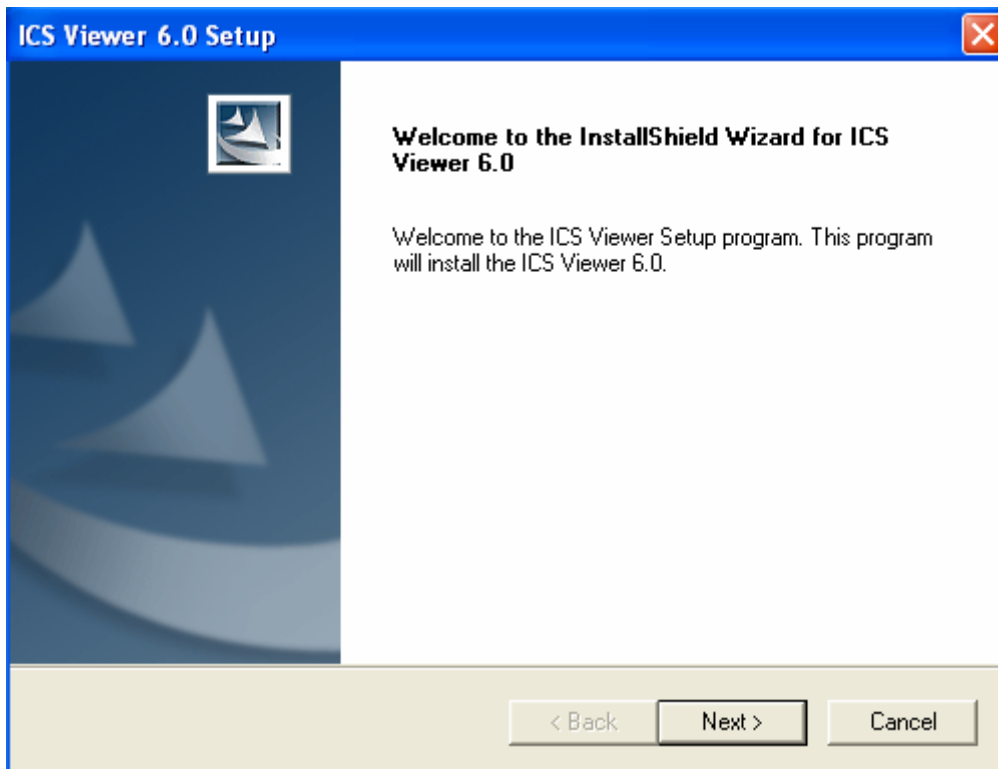
Locate the recently downloaded file and double click the file to run it.



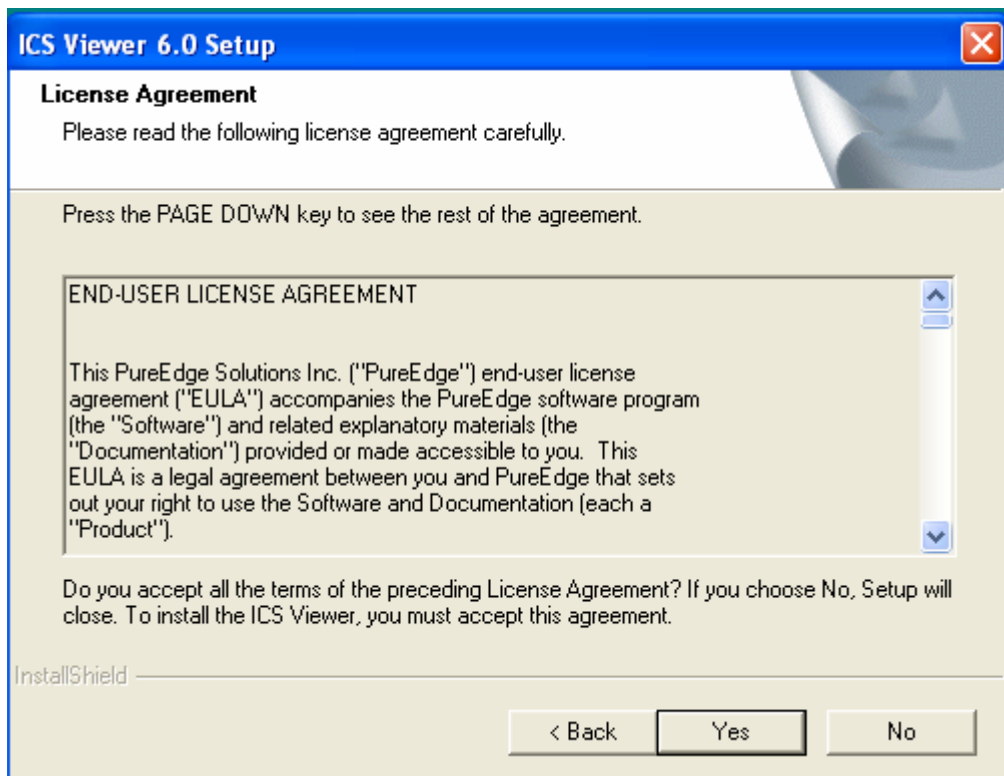
Click on **Run**



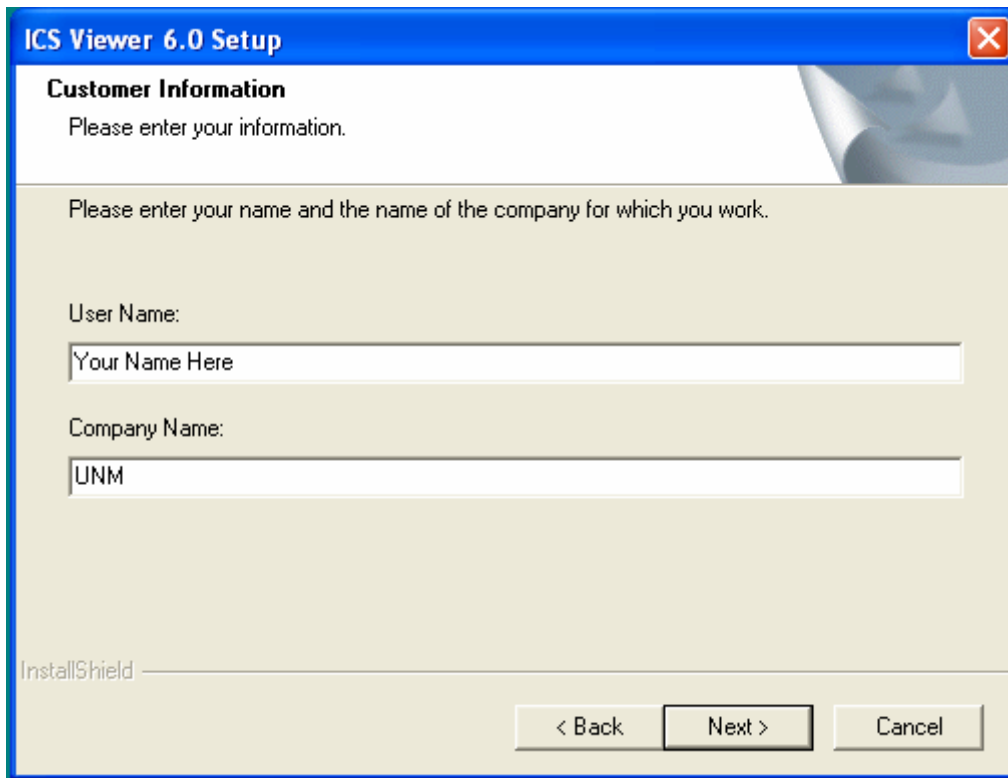
Click on **Yes**



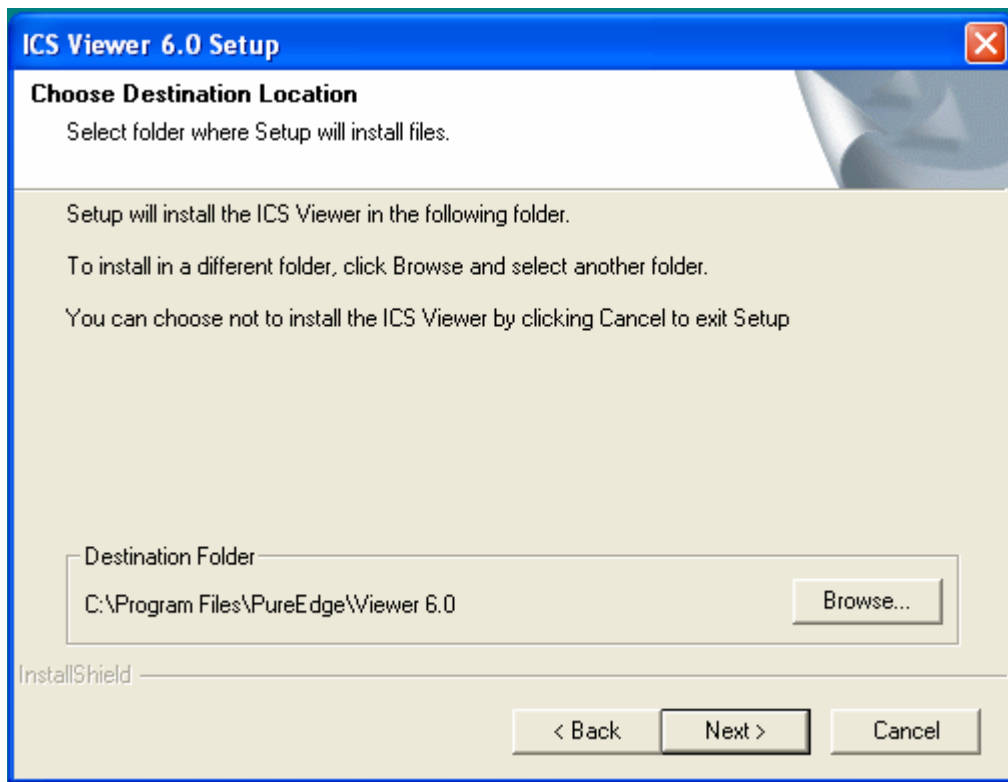
Click on **Next**



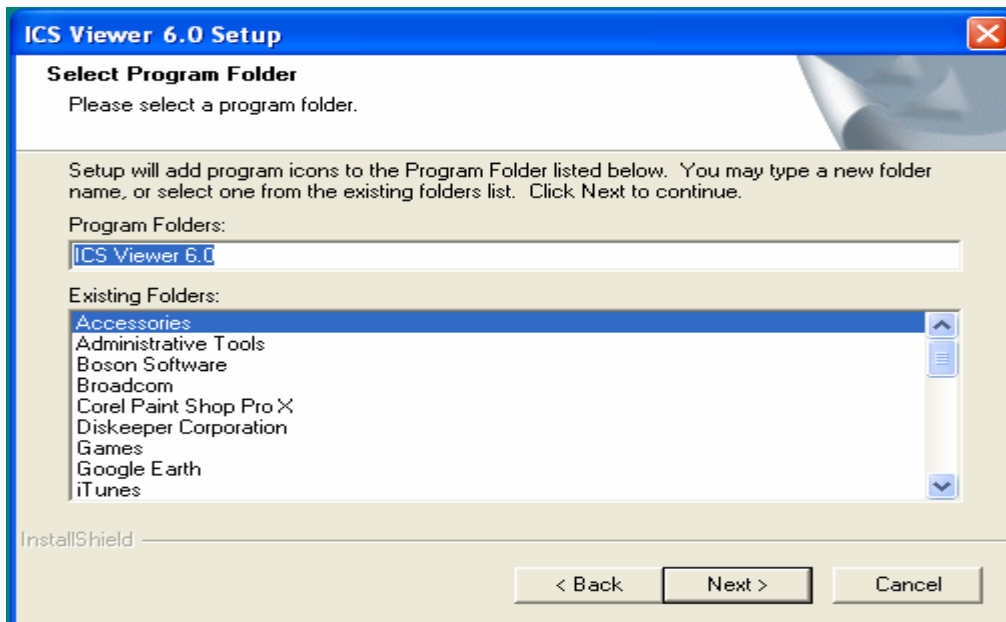
Click on **Yes**



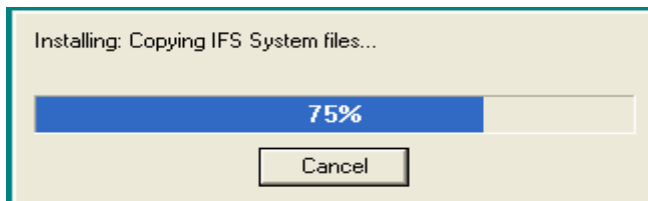
Fill out Username and Company Name and click **next**



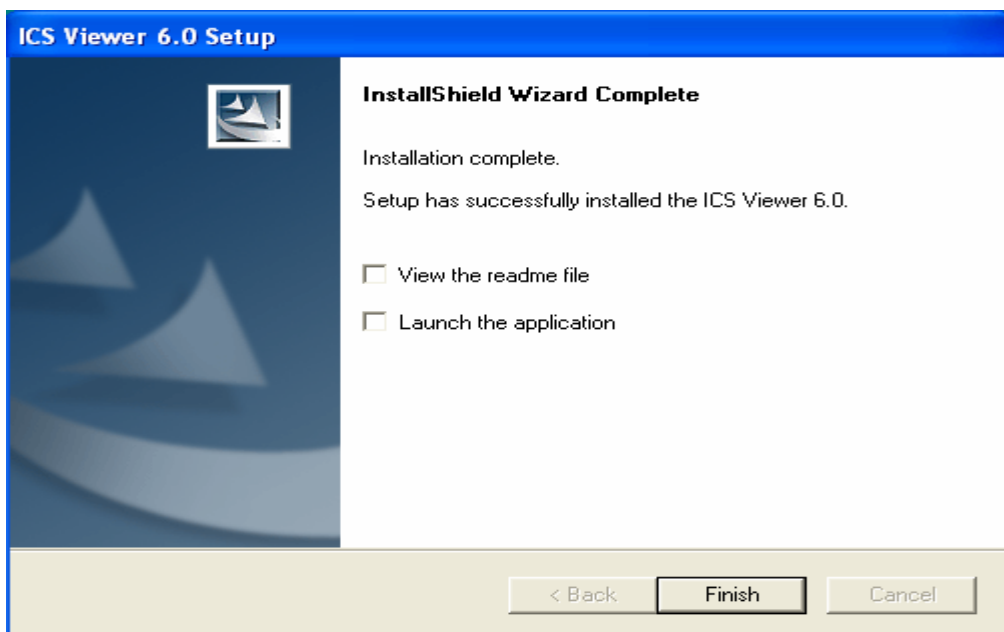
Click **Next**



Click **Next**



Uncheck the launch application box and click on **finish**.



Now that you have the Viewer installed you're ready to submit applications electronically.